

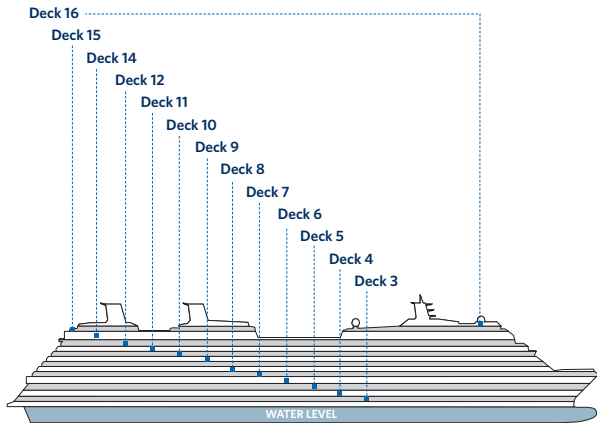
# Celebrity Reflection® Deck Plans



## Celebrity Reflection Ship Specifications

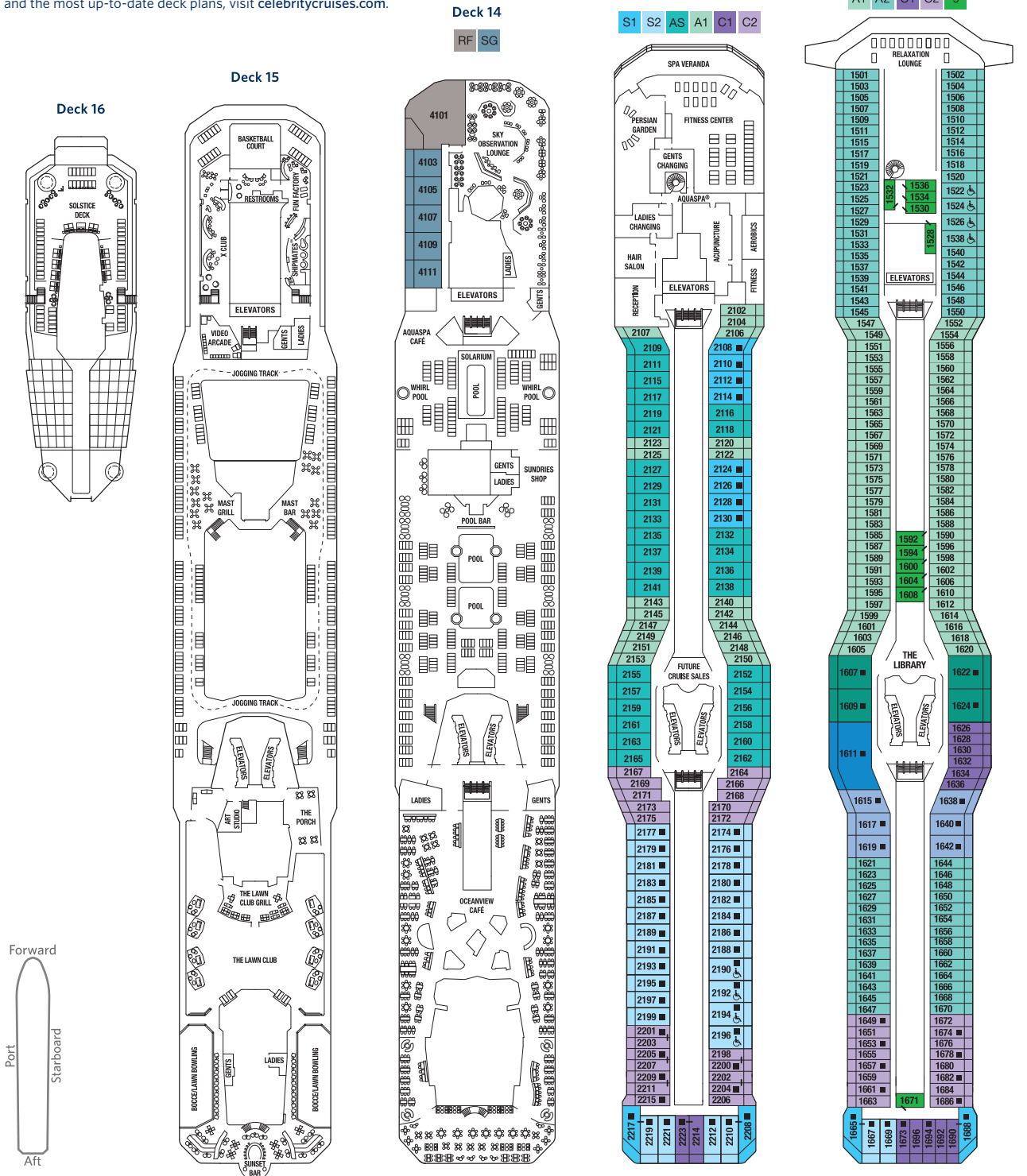
Occupancy: 3,046  
 Tonnage: 126,000  
 Length: 1,047 feet  
 Beam: 123 feet  
 Draught: 27 feet

Cruising Speed: 24 knots  
 Electric Current: 110/220 AC  
 Ship's Registry: Malta  
 Entered Service: 2012



Staterooms with an upper bed and sofa bed accommodate a maximum of four guests.  
 Accessible staterooms with a sofa bed accommodate a maximum of three guests.  
 Accessible suites with a sofa bed accommodate a maximum of four guests.  
**Staterooms 1547, 1549, 1552 and 1554 have partially obstructed views.**  
 Staterooms 2190, 2192, 2194 and 2196 have roll-in showers, no bathtubs.

Deck plans are not drawn to scale. Deck numbers reflect upper guest levels.  
 For an interactive deck plan experience, 360° virtual tours of stateroom categories, and the most up-to-date deck plans, visit [celebritycruises.com](http://celebritycruises.com).

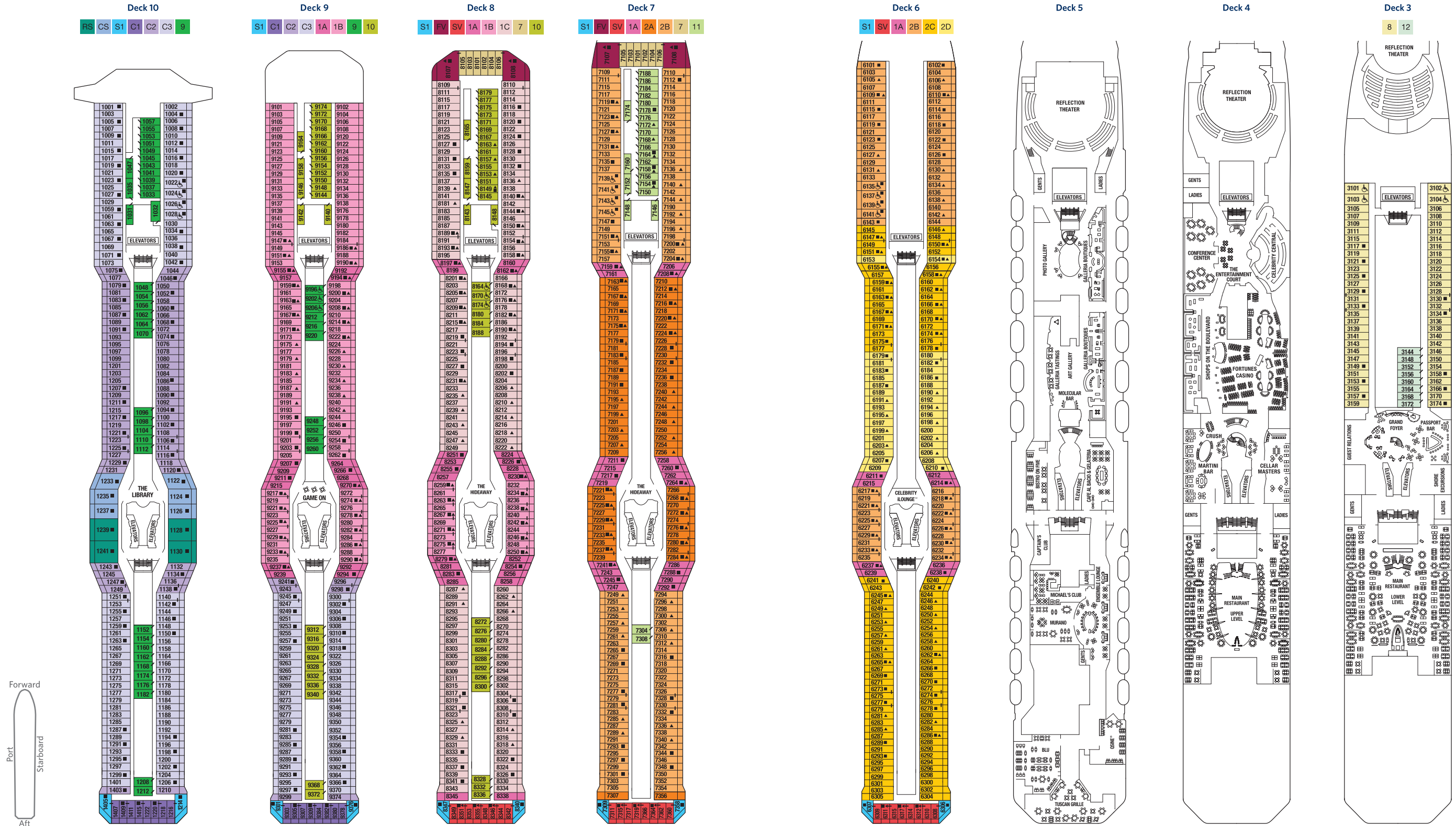


- |                            |                                    |                                    |                                 |                                   |
|----------------------------|------------------------------------|------------------------------------|---------------------------------|-----------------------------------|
| <b>RF</b> Reflection Suite | <b>S2</b> Sky Suite 2              | <b>SV</b> Sunset Veranda Stateroom | <b>2D</b> Veranda Stateroom 2D  | ■ Convertible Sofa Bed            |
| <b>SG</b> Signature Suite  | <b>A1</b> AquaClass 1              | <b>1A</b> Veranda Stateroom 1A     | <b>7</b> Ocean View Stateroom 7 | ▲ One Upper Berth                 |
| <b>AS</b> AquaClass® Suite | <b>A2</b> AquaClass 2              | <b>1B</b> Veranda Stateroom 1B     | <b>8</b> Ocean View Stateroom 8 | ● Two Upper Berths                |
| <b>PS</b> Penthouse Suite  | <b>C1</b> Concierge Class 1        | <b>1C</b> Veranda Stateroom 1C     | <b>9</b> Inside Stateroom 9     | Connecting Staterooms             |
| <b>RS</b> Royal Suite      | <b>C2</b> Concierge Class 2        | <b>2A</b> Veranda Stateroom 2A     | <b>10</b> Inside Stateroom 10   | └ Inside Stateroom Door Location  |
| <b>CS</b> Celebrity Suite  | <b>C3</b> Concierge Class 3        | <b>2B</b> Veranda Stateroom 2B     | <b>11</b> Inside Stateroom 11   | ♿ Wheelchair Accessible Stateroom |
| <b>S1</b> Sky Suite 1      | <b>FV</b> Family Veranda Stateroom | <b>2C</b> Veranda Stateroom 2C     | <b>12</b> Inside Stateroom 12   | ▬ Featuring Roll-In Shower        |

1. Celebrity Reflection 2. The Hideaway

Experience it at [celebritycruises.com](http://celebritycruises.com). To book, call us at 1-800-852-7239, or contact your travel agent.

# Celebrity Reflection® Deck Plans



Staterooms with an upper bed and sofa bed accommodate a maximum of four guests. Accessible staterooms with a sofa bed accommodate a maximum of three guests. **2C Veranda Staterooms have partially obstructed veranda views. 2D Veranda Staterooms have obstructed veranda views.**

Deck plans are not drawn to scale. Deck numbers reflect upper guest levels. For an interactive deck plan experience, 360° virtual tours of stateroom categories, and the most up-to-date deck plans, visit [celebritycruises.com](http://celebritycruises.com).

Experience it at [celebritycruises.com](http://celebritycruises.com). To book, call us at 1-800-852-7239, or contact your travel agent.

- |                            |                                    |                                    |                                 |                                   |
|----------------------------|------------------------------------|------------------------------------|---------------------------------|-----------------------------------|
| <b>RF</b> Reflection Suite | <b>S2</b> Sky Suite 2              | <b>SV</b> Sunset Veranda Stateroom | <b>2D</b> Veranda Stateroom 2D  | ■ Convertible Sofa Bed            |
| <b>SG</b> Signature Suite  | <b>A1</b> AquaClass 1              | <b>1A</b> Veranda Stateroom 1A     | <b>7</b> Ocean View Stateroom 7 | ▲ One Upper Berth                 |
| <b>AS</b> AquaClass® Suite | <b>A2</b> AquaClass 2              | <b>1B</b> Veranda Stateroom 1B     | <b>8</b> Ocean View Stateroom 8 | ● Two Upper Berths                |
| <b>PS</b> Penthouse Suite  | <b>C1</b> Concierge Class 1        | <b>1C</b> Veranda Stateroom 1C     | <b>9</b> Inside Stateroom 9     | — Connecting Staterooms           |
| <b>RS</b> Royal Suite      | <b>C2</b> Concierge Class 2        | <b>2A</b> Veranda Stateroom 2A     | <b>10</b> Inside Stateroom 10   | — Inside Stateroom Door Location  |
| <b>CS</b> Celebrity Suite  | <b>C3</b> Concierge Class 3        | <b>2B</b> Veranda Stateroom 2B     | <b>11</b> Inside Stateroom 11   | ♿ Wheelchair Accessible Stateroom |
| <b>S1</b> Sky Suite 1      | <b>FV</b> Family Veranda Stateroom | <b>2C</b> Veranda Stateroom 2C     | <b>12</b> Inside Stateroom 12   | — Featuring Roll-In Shower        |