

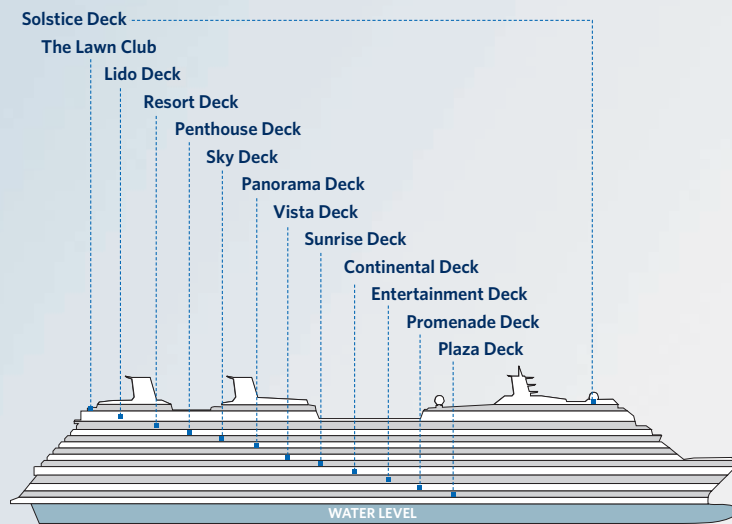
Celebrity SolsticeSM Deck Plans

Celebrity SolsticeSM Class



Highlights

- The Lawn Club
- Fortune's Casino
- AquaSpa[®] by Elemis[®]
- Cellar Masters
- Michael's Club
- Entertainment Court
- Martini Bar & Crush
- Sky Observation Lounge
- Solstice Theater
- Four Specialty Restaurants
- Galleria Tastings
- AquaClassSM Staterooms
- The Hot Glass ShowSM
- Passport Lounge
- Fitness Center



Ship Specifications

Occupancy: 2,850
 Tonnage: 122,000
 Length: 1,033 feet
 Beam: 121 feet
 Draught: 27 feet
 Cruising Speed: 24 knots
 Electric Current: 110/220 AC
 Ship's Registry: Malta

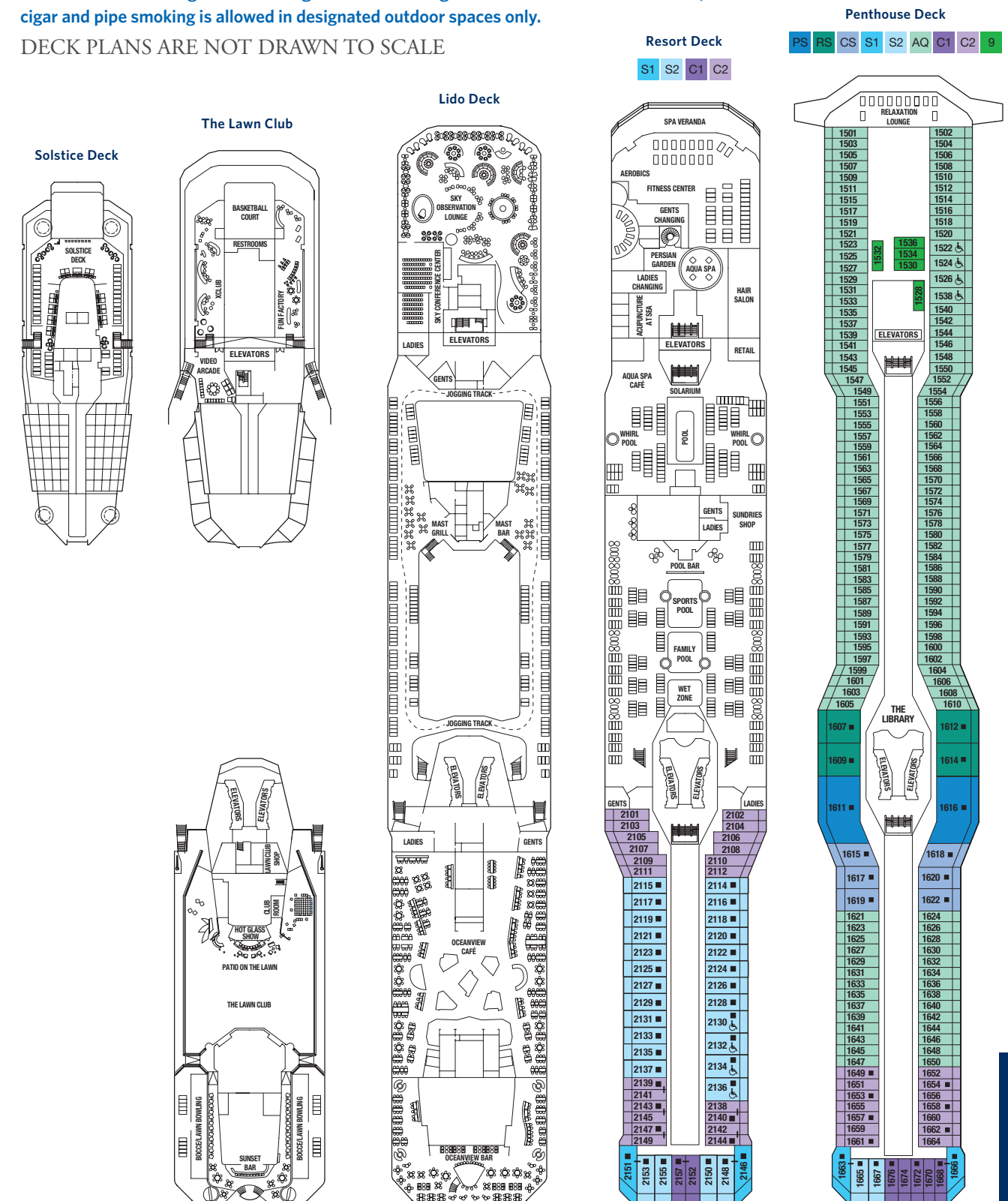


Above: Celebrity Solstice.
 Left: Enjoying a good game on The Lawn Club; finding time to relax in the balmy sun.

New Smoking Policy

Celebrity Cruises has adopted a new policy on smoking that will result in a cleaner, fresher, and healthier environment on Celebrity's ships. Smoking is not permitted inside any stateroom or on any stateroom veranda. Cigarette smoking is limited to designated indoor and outdoor venues, while cigar and pipe smoking is allowed in designated outdoor spaces only.

DECK PLANS ARE NOT DRAWN TO SCALE



Celebrity SolsticeSM Deck Plans (continued)

Celebrity SolsticeSM Class

Continental Deck
S1 SV 1A 2B 2C 2D

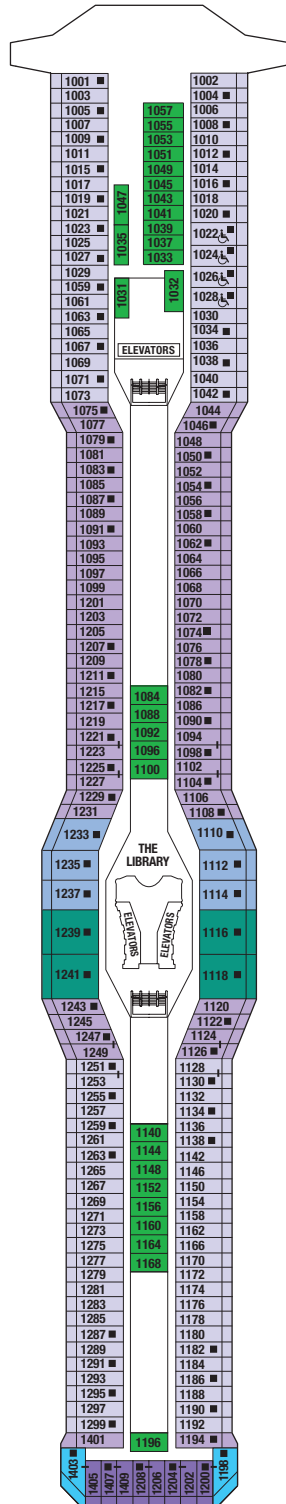
Entertainment Deck

Promenade Deck

Plaza Deck
8 12

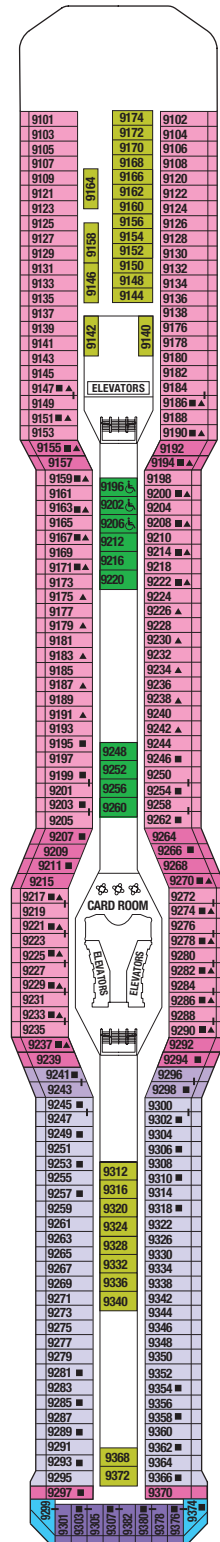
Sky Deck

RS CS S1 C1 C2 C3 9



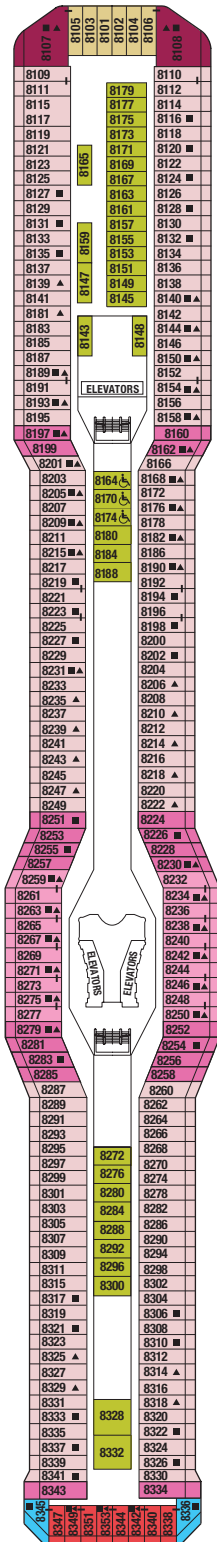
Panorama Deck

S1 C1 C2 C3 1A 1B 9 10



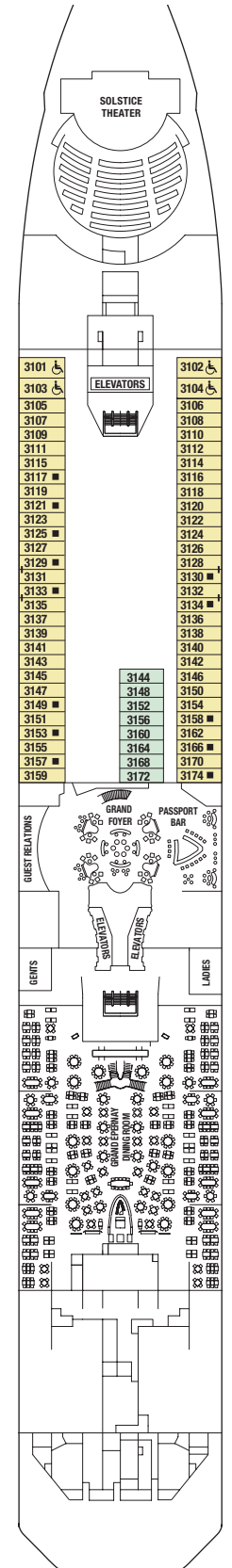
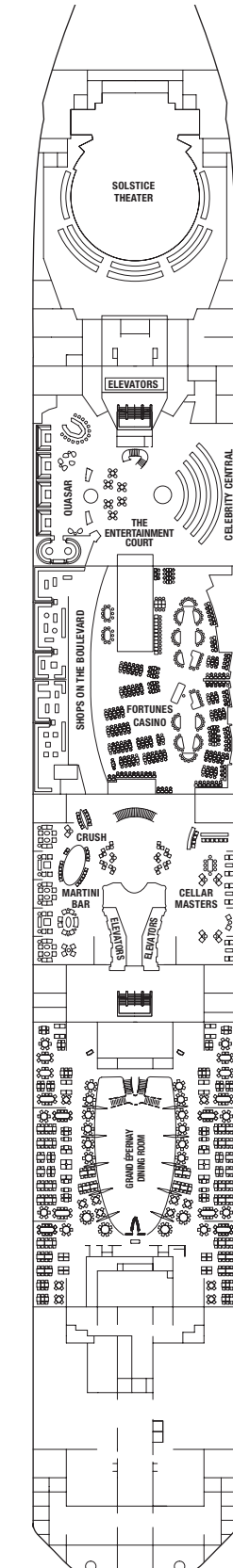
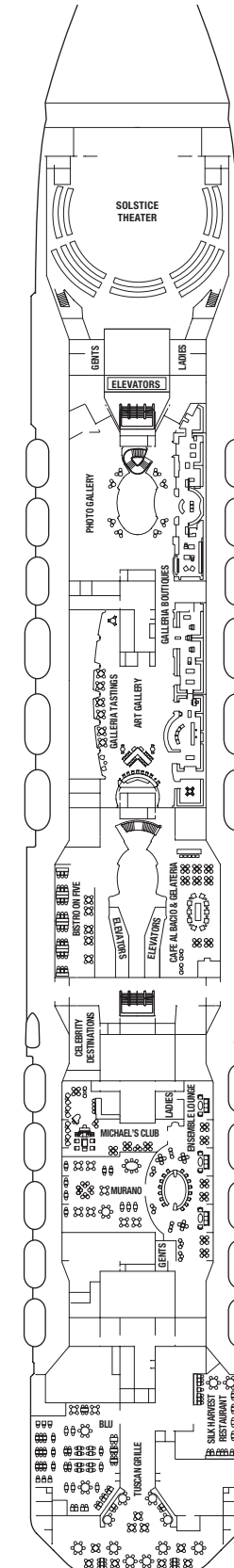
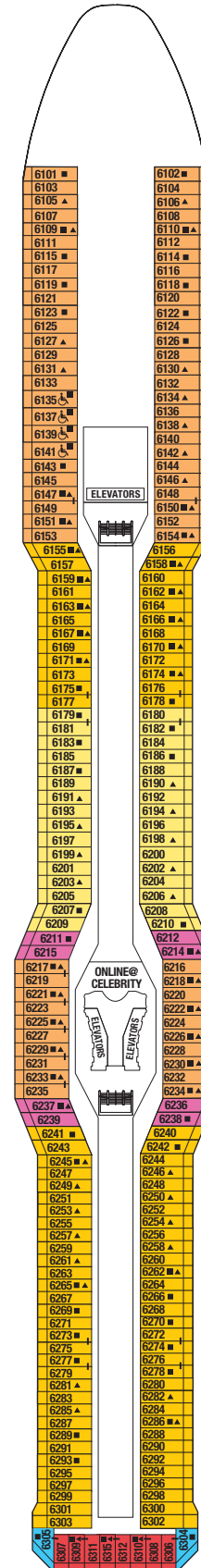
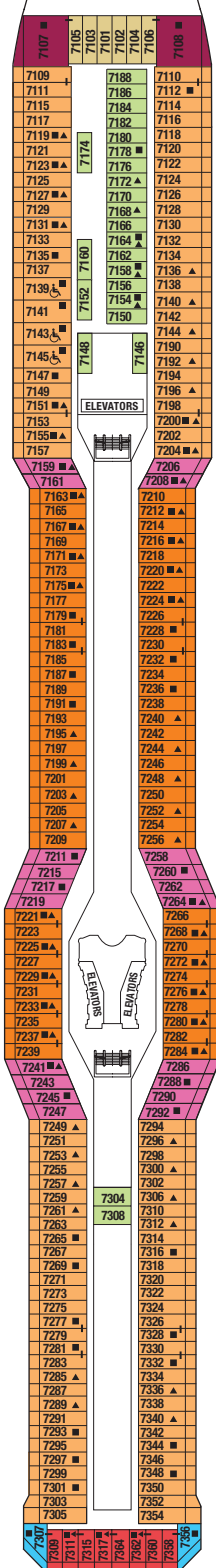
Vista Deck

S1 FV SV 1A 1B 1C 7 10



Sunrise Deck

S1 FV SV 1A 2A 2B 7 11



- CONVERTIBLE SOFA BED
- ▲ ONE UPPER BERTH
- TWO UPPER BERTHS
- | CONNECTING STATEROOMS
- ♿ WHEELCHAIR ACCESSIBLE STATEROOM FEATURING ROLL-IN SHOWERS

DECK PLANS ARE NOT DRAWN TO SCALE

Staterooms with an upper bed and sofa bed that sleeps two, accommodate a maximum of four guests.